

2020 BrandZ Top 100 Most Valuable Global Ranking reveals growing power and influence of technology

Issued by [Kantar](#)

30 Jun 2020

- Investment in marketing and brand-building critical for business recovery post-Covid-19
- Innovation and creativity key drivers of growth as BrandZ Top 100's total worth hits \$5tn and delivers \$277bn in additional brand value growth
- Amazon maintains no. 1 spot and accounts for a third of the Top 100 total growth
- TikTok enters the ranking for the first time at no. 79



The world's most valuable brands have seen their total brand value increase by 5.9% despite the economic, social and personal impacts of Covid-19, according to the 2020 BrandZ™ Top 100 Most Valuable Global Brands ranking released today by [WPP](#) and [Kantar](#). The total brand value of the Top 100 global brands reached \$5tn, equivalent to the annual GDP of Japan. It has increased by 245% since 2006, when the total brand value first reached \$1tn.

The Top 100 most valuable brands have shown they are more resilient and less volatile in the current crisis than they were during the global economic crisis of 2008-9, adding an additional \$277bn of brand value growth over the past year. The BrandZ strong brands portfolios continued to outperform the market, including the S&P 500 and MSCI World Index, and even in the current crisis dipped less than the global average.

Charles Foster, CEO Africa and Middle East, Insights Division, Kantar comments: "Insights from BrandZ demonstrate yet again the ability of strong brands to immunise companies against the effects of economic shocks, even ones as massive as a global pandemic. With the BrandZ South Africa and the first BrandZ Middle East Most Valuable Brands study due for release later in the year, will our continents brands' show the same degree of resilience in the face of adversity?"

BrandZ™ portfolios vs S&P500 and MSCI World: April 2006 – April 2020



[click to enlarge](#)

The ranking uses valuation data incorporating stock price performance from April 2020 to reflect the impact of Covid-19. Against a backdrop of uncertainty, those companies that have consistently invested in longer-term marketing and in building strong brands have managed to stave off the worst of the crisis. Prior to the global pandemic, total brand value of the Top 100 brands was set to increase by 9%.

Amazon maintained its position as the world's most valuable brand, growing 32% to \$415.9bn. Having first entered the BrandZ Global Top 100 Most Valuable Brands ranking in 2006, Amazon's value grew by almost \$100bn this year and accounts for a third of the Top 100's total growth.





















Technology brands continued to dominate the top of the ranking, representing over a third (37%) of brand value in the Top 100 and growing overall by 10%. **Apple** maintained its position as the second most valuable global brand (+14%, \$352.2bn) while **Microsoft** regained the no. 3 position (+30%, \$326.5bn) ahead of Google (+5%, \$323.6bn) at no. 4, due to the growth of its cloud-enabled workplace ecosystem that incorporates Office365 and Microsoft Teams, allowing people to maintain 'business as usual' during the lockdown.

Asian brands represented a quarter of the Top 100 brands, including 17 Chinese brands. **Alibaba** (+16%, no. 6, \$152.5bn) was the most valuable Chinese brand with Internet services giant, **Tencent** (+15%, no. 7, \$151bn) one place behind.

This year's BrandZ Top 100 showed that innovation and creativity are key drivers of growth as people spend more time online. One of the most exciting new brands, short video-sharing social network **TikTok** (no. 79, \$16.9bn) was the highest new entry this year, offering light-hearted, entertaining user-generated content.

"Brand building, at the core of BrandZ, continues making sense and cents as a business investment, and it is phenomenal to see growth in spite of the economic ravages of Covid-19. A global perspective for marketers is critical, as sometimes we can be too locally introspective, forgetting that our consumers are informed, involved and inspired by global brands. How exciting to see that innovation and creativity is driving the bottom line, demonstrating that is not just about data and tech, but the impact of the human spirit in the mix. TikTok shows us that brands do not even have to infuse creativity themselves but instead, as an enabler of creativity, allows the brand to connect with the hearts and minds of people," says Ivan Moroke, CEO South Africa, Insights Division, Kantar.

BrandZ™ Top 10 Most Valuable Global Brands 2020

Brand	Category	Brand Value 2020 \$Mil.	Brand Contribution	Brand Value % Change 2020 vs. 2019	Rank Change	Country of Origin
1 	Retail	415,855	4	+32%	0	
2 	Technology	352,206	4	+14%	0	
3 	Technology	326,544	4	+30%	1	
4 	Technology	323,601	4	+5%	-1	
5 	Payments	186,809	4	+5%	0	
6 	Retail	152,525	3	+16%	1	
7 	Technology	150,978	4	+15%	1	
8 	Technology	147,190	4	-7%	-2	
9 	Fast Food	129,321	4	-1%	0	
10 	Payments	108,129	4	+18%	2	

[click to enlarge](#)

The retail sector showed strong performance, growing the fastest (21%) in brand value driven by the major e-commerce players. Over half of brands in the media and entertainment category appeared in the top 20 risers, including **Netflix** (+34%, \$45.9bn), up eight places to no. 26, **Instagram** (+47%, \$41.5bn) up 15 places to no. 29, **LinkedIn** (+31%, \$29.9bn), up 15 places to no. 43, and **Xbox** (+18%, \$19.6bn), up 22 places to no. 65.

Retail e-commerce brands **Amazon**, **Alibaba** and **JD** (+24%, no. 52, \$25.5bn) demonstrated innovation and agility during difficult times, along with more traditional retailers like **Walmart** (+24%, no. 27, \$45.8bn), which has invested in its e-commerce capabilities.

Brands have also found new and creative ways to engage with consumers, build trust and create a level of intimacy, particularly in health and wellness. Athleisure brand **Lululemon** (+40%, \$9.7bn) was one of the fastest risers, having shifted its focus from yoga-inspired wear to work-appropriate clothing, as well as offering online classes for people at home.

Doreen Wang, global head of BrandZ at Kantar, comments: "Innovation has proven to be a key driver for growth in this year's Top 100, and a way to prevent decline. Creativity is also an important trait for the world's most valuable brands. Companies like Amazon, Apple and Google – the tech giants that keep on innovating – successfully combine both to continue being relevant to consumers' lives and making it easier for them to choose a brand."

Key trends and highlights in this year's BrandZ Global Top 100 study include:

- **MasterCard entered the Top 10 for the first time this year**, due to strong financial performance, supported by growing brand equity especially in engaging consumers: successfully fitting into the 'ecosystem' of their everyday lives and gaining a close emotional connection through its purposeful positioning.
- **Five new entrants appear in the Top 100**, led by Chinese entertainment brand **TikTok**, followed by **UnitedHealthcare** (no. 86, \$15.8bn), **Bank of China** (no. 97, \$13.7bn), **Lancôme** (no. 98, \$13.6bn) and **Pepsi** (no. 99, \$13.3bn).
- **Building ecology** has become a trend in the global business community. **Haier** (no. 68, \$18.7bn) is the leading IoT ecosystem brand for the second year running.
- **US brands represented more than half of the Top 100 brands. Asian brands represented a quarter of the Top 100 brands**, with 17 from China (including **Alibaba** and **Tencent** in the Top 10) and two from Japan (**Toyota** and **NTT**).
- **Sustainability is the new luxury** – younger consumers expect the qualities associated with luxury, but with sustainable materials and less packaging. Four luxury brands made the Top 100 this year, led by **Louis Vuitton** (+10%, no. 19, \$51.8bn).

David Roth, CEO of The Store WPP EMEA and Asia and chairperson of BrandZ, says: “The continued growth in value of the BrandZ Top 100 shows that strong brands are in a much better place than they were in the global economic crisis of 2008-9. We see a significant improvement in brand equity now compared to 10 years ago because businesses understand the importance of investing in brand-building and are stronger and more resilient as a result. While the impact of Covid-19 has impacted every business regardless of size or geography, consistent investment in marketing can and will help carry you through a crisis.”

The full BrandZ Top 100 Most Valuable Global Brands report and rankings are available to download [here](https://www.brandz.com) and via [Brandz.com](https://www.brandz.com). The Global report, rankings, charts, articles and more can also be found via the BrandZ app. The app also contains the same features and functionality for all BrandZ regional reports and is free to download for Apple IOS and all Android devices from www.brandz.com/mobile or search for BrandZ in the respective iTunes or Google Play app stores.



[click to enlarge](#)

About the BrandZ™ Top 100 Most Valuable Global Brands Ranking

Now in its 15th year and commissioned by WPP, the valuation behind the BrandZ™ Top 100 Most Valuable Global Brands was conducted by brand equity research experts Kantar.

The ranking combines rigorously analysed market data from Bloomberg with extensive consumer insights from over 3.8 million consumers around the world, covering over 17,500+ different brands in 51 markets.

The ability of any brand to power business growth relies on how it is perceived by customers. Grounded in consumer opinion, BrandZ™ analysis enables businesses to identify their brand's strength in the market and provides clear strategic guidance on how to boost value for the long-term.

The eligibility criteria are:

- The brand is owned by a publicly traded enterprise, or its financials are published in the public domain
- Unicorn brands have their most recent valuation publicly available. (In prior years, only publicly-traded or audited companies were eligible)

The suite of BrandZ™ brand valuation rankings and reports includes Australia, Canada, China, France, Germany, India, Indonesia, Italy, Japan, Latin America (Argentina, Brazil, Chile, Colombia, Mexico, Peru), The Netherlands, South Africa, Spain, UK, US. Access a suite of customised reports and data packages from BrandZ via www.kantar.com/marketplace

▪ **The Blueprint for Brand Growth. An evidence-based framework that defines the future of marketing** 15 May 2024

▪ **South Africa shines in the global 2024 Kantar Creative Effectiveness Awards** 25 Apr 2024

▪ **Creative trends 2024: Crafting effective digital ads** 1 Feb 2024

▪ **Navigating media trends in 2024: adapting strategies for consumer engagement** 25 Jan 2024

▪ **10 marketing trends for 2024** 5 Dec 2023

Kantar

KANTAR

Kantar is the world's leading evidence-based insights and consulting company. We have a complete, unique and rounded understanding of how people think, feel and act; globally and locally in over 90 markets. By combining the deep expertise of our people, our data resources and benchmarks, our innovative analytics and technology we help our clients **understand people** and **inspire growth**.

[Profile](#) | [News](#) | [Contact](#) | [Twitter](#) | [Facebook](#) | [RSS Feed](#)

For more, visit: <https://www.bizcommunity.com>